

COVID-19 STATUS IN KWAZULU NATAL – 17 december 2021

COVID-19 STATUS IN KWAZULU NATAL – 17 december 2021

December 17th, 2021 | [Academic Articles](#), [Webinars & Presentations](#)



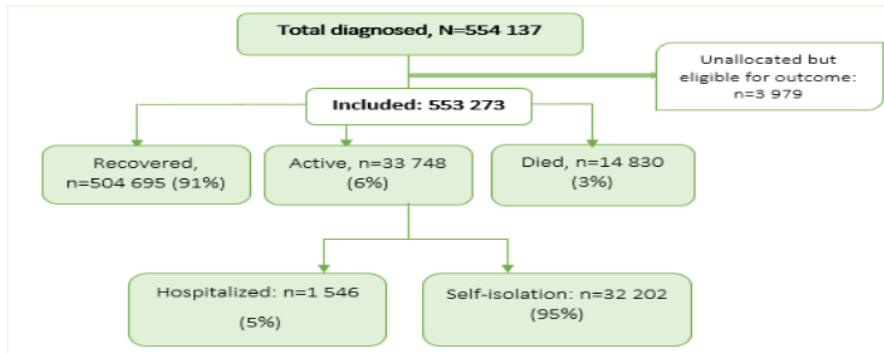
The slide features the Kwazulu-Natal Province Health Department logo on the top left, the 2030 NDP logo on the top right, and the following text in green:

COVID-19 STATUS IN KWAZULU NATAL

17 DECEMBER 2021

At the bottom, there is a navigation bar with a left arrow, a circle containing the number '1', a right arrow, and a vertical ellipsis. On the far right of the bar, it says 'Google Slides'.

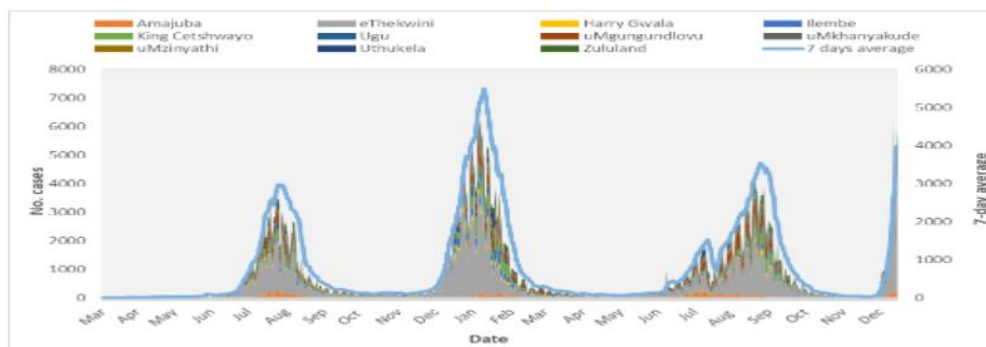
BACKGROUND



- The Province has 33 378 (6) active cases, 5% of active cases are hospitalized in both public and private facilities

2

BACKGROUND



- The seven-day moving average has been rapidly increasing (1 337-3 989 cases/day) since the beginning of December.
- The median number of cases reported in the province in the past seven days was 2 757 cases/day

Weekly Comparison

District	Sunday, 29 Nov	Saturday, 5 Dec	Increase (n)	% Increase	Sunday, 6 Dec	Saturday, 12 Dec	Increase (n)	% Increase	Total % Change
EThekweni	234 121	236 380	2 259	1	236 779	247 417	10 638	5	79
Ilembe	31 930	32 067	137	0	32 074	32 701	627	2	78
UMgungundlovu	61 441	61 938	497	1	61 993	63 887	1894	3	74
UThukela	25 370	25 594	224	1	25 637	26 413	776	3	71
King Cetshwayo	43 460	43 660	200	0	43 690	44 547	857	2	77
UGu	25 268	25 367	99	0	25 392	26 058	666	3	85
Amajuba	22 037	22 298	261	1	22 330	23 123	793	4	67
UMkhanyakude	19 022	19 052	30	0	19 058	19 237	179	1	83
Harry Gwala	12 376	12 419	43	0	12 422	12 672	250	2	83
Zululand	24 579	24 680	101	0	24 703	25 123	420	2	76
UMzinyathi	13 846	13 931	85	1	13 939	14 260	321	2	74
Unallocalcated	4 018	4 036	18	0	4 040	4 081	41	1	56
Total	517 468	521 422	3 954	1	522 057	539 519	17 462	3	77

*The percentage change calculations exclude the 1 321 historic antigen test results reported on the 23rd November 2021

- KwaZulu-Natal Province observed an increase in the number of new cases in the past week.
- The overall percentage change in the number of new cases between weeks 49 & 50 was 77%.
- The actual number of new cases recorded were 3 954 (week 49) and 17 462 (week 40) respectively.
- The increase occurred across the province.

4

Weekly incidence risk

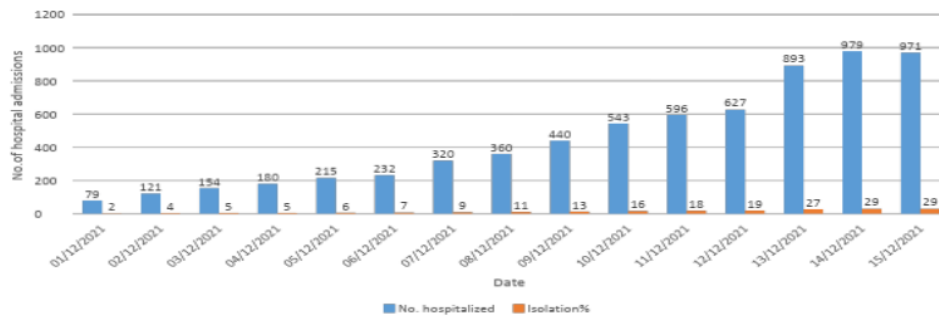
District	Week 46	Incidence risk/ 100 000	Mid-2019*(n)	Week 47	Incidence risk/ 100 000	% Change
EThekweni	2 259	58	3 890 001	10 638	273	79
Ilembe	137	20	669 748	627	94	78
UMgungundlovu	497	44	1 120 208	1 894	169	74
UThukela	224	32	703 839	776	110	71
King Cetshwayo	200	21	958 905	857	89	77
UGu	99	12	802 228	666	83	85
Amajuba	261	47	556 971	793	142	67
UMkhanyakude	30	4	670 206	179	27	83
Harry Gwala	43	9	502 792	250	50	83
Zululand	101	12	857 877	420	49	76
UMzinyathi	85	15	556 312	321	58	74
Total	3 936	35	11 289 086	17 421	154	77

*Active cases=Total cases-(recoveries + deaths). *Reallocation of cases has an impact on calculating incidence risk

The province observed an increase in incidence risk between week 49 and week 50.
 The provincial incidence risk changed from 35-154 cases/100 000 population.

5

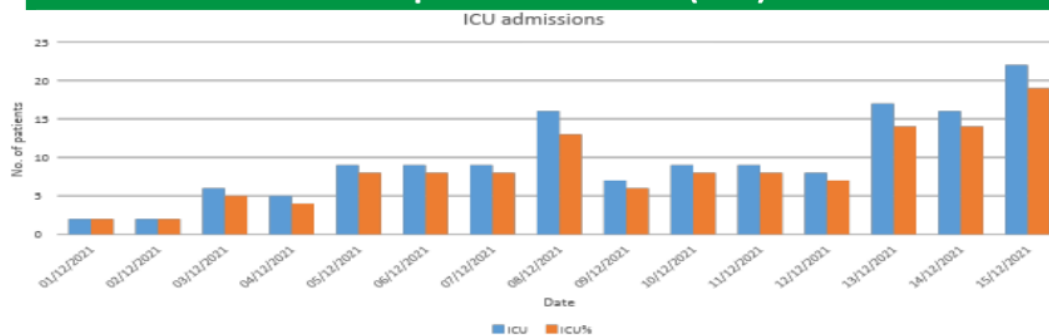
Hospital admissions (isolation)



The number of daily admissions continues to increase remarkably in both the public and private sectors.

6

Hospital admissions (ICU)



- The number of ICU admissions have been fluctuating since the beginning of December.
- Of the 22 patients in ICU, 9 (41%) are on ventilation in Public Hospitals
- Majority of ICU patients (55%) are in EThekweni District

7

Operational Bed Occupancy Status: Public Sector

Districts	Operational Provincial Beds	Isolation	PUI	High Care	ICU	Total
ETHEKWINI	7317	1 322	513	23	41	1899
UMGUNGUNDLOVU	3250	531	145	24	15	715
UTHUKELA	1183	108	113	2	6	229
UGU	1158	121	150	2	0	273
AMAJUBA	1116	189	68	12	4	273
KING CETSHWAYO	915	295	186	22	0	503
ZULULAND	2023	169	62	0	27	258
UMKHANYAKUDE	1321	119	60	0	0	179
UMZINYATHI	947	171	36	0	19	207
ILEMBE	1090	265	100	17	0	382
HARRY GWALA	1133	65	100	0	6	171
TOTAL	21453	3 355	1533	102	118	5 089

8

Operational bed occupancy status

District	Isolation beds						ICU beds		
	Total beds	Occupied (n)	% Occupied	New admissions	Oxygenated (n)	% Oxygenated	Total beds	Occupied (n)	% Occupied
EThekweni	1 322	321	24	13	58	18	41	12	9
UMgungundlovu	531	100	19	15	47	47	15	5	4
UThukela	108	46	43	9	6	13	6	1	1
UMzinyathi	171	75	44	8	20	0	0	0	0
UGu	121	79	65	5	6	8	4	0	0
UMkhanyakude	119	32	27	9	0	0	0	0	0
King Cetshwayo	295	94	32	11	7	7	27	3	1
Harry Gwala	65	29	45	4	1	0	0	0	0
Amajuba	189	89	47	14	13	15	19	1	1
Zululand	169	51	30	16	6	12	0	0	0
ILEmbe	265	55	21	17	13	24	6	0	0
Total	3 355	971	29	121	177	18	118	22	16

- KZN has a total 3 355 isolation beds
- Of the total available COVID-19 dedicated isolation beds (n=3 355), 29% was occupied.
- Of the total ICU beds (n=117) allocated in the public sector, 16% was occupied. These are according to the number of beds reported at the provincial level as of 15 December 2021.

9

Facility Readiness

- Health facilities have sufficient oxygen capacity
- In facilities with bulk Oxygen, monitoring is done through Afrox using a computerized system
- Facilities that are using Oxygen cylinders monitor their utilization and always keep surplus
- The Province is on the process of procuring OXERA masks
- PPE is available at all health facilities

10

Accidents, Trauma And Violence Cases Seen in KZN Health Facilities

- KZN has seen a remarkable increase in the number of cases seen as a result of accidents, trauma and violence in health facilities.
- Between the 22nd of November 2021 and the 12th of December 2021 a total of 9240 trauma cases, 5269 violence cases as well as 3032 cases due to accidents were seen.
- Trauma cases including assaults, gunshots, stab wounds, intentional penetrating trauma, physical and blunt assaults are all commonest types of assaults
- A number of Motor Vehicle Accident related trauma, burns , sexual assault cases as well as accidents following alcohol intoxication have been reported.
- Prince Mshiyeni Memorial Hospital situated in Umlazi Township in Ethekwini has the highest numbers of trauma, accidents and violence cases, followed by Addington

11

Accidents, Trauma And Violence Cases Seen in KZN Health Facilities

WEEK	ACCIDENT CASES	TRAUMA CASES	VIOLENCE CASES
22/11/2021 – 28/11/2021	982	3107	1702
29/11/2021 – 05/12/2021	1030	2676	1830
06/12/2021 – 12/ 12/ 2021	1020	3457	1737
TOTAL	3032	9240	5269



THANK YOU

**GROWING
KWAZULU-NATAL
TOGETHER**