

OVERBERG DISTRICT COVID-19 VACCINATION ROLL OUT PRESENTATION

OVERBERG DISTRICT COVID-19 VACCINATION ROLL OUT PRESENTATION

August 27th, 2021 | [Academic Articles](#), [Webinars & Presentations](#)



Western Cape
Government

OVERBERG DISTRICT COVID-19 VACCINATION ROLL OUT



EVDS : SELF-REGISTRATION

W M Kamfer
27 AUGUST 2021

< 1 > ⋮

Google Slides

POPULATION REGISTRATIONS ON 25 AUGUST 2021

> 60				50 - 59			
SUB-DISTRICT	ABSOLUTE POP	POP REGISTERED	%	SUB-DISTRICT	ABSOLUTE POP	POP REGISTERED	%
OVERSTRAND	14628	16124	110.4	THEEWATERSKLOOF	10892	5905	54.2
CAPE AGULHAS	4666	4217	90.4	OVERSTRAND	9914	5444	54.9
THEEWATERSKLOOF	9112	7710	84.6	CAPE AGULHAS	4015	2155	53.7
SWELLEN DAM	3743	3012	80.5	SWELLEN DAM	3943	1766	44.8
	32149	31093	96.7		28763	15270	53.1

35 - 49				18 - 34			
SUB-DISTRICT	ABSOLUTE POP	POP REGISTERED	%	SUB-DISTRICT	ABSOLUTE POP	POP REGISTERED	%
THEEWATERSKLOOF	26501	9952	37.6	THEEWATERSKLOOF	40530	4765	11.8
OVERSTRAND	19035	8505	44.7	OVERSTRAND	27218	2989	11.0
SWELLEN DAM	8445	2755	32.6	SWELLEN DAM	11512	1355	11.8
CAPE AGULHAS	7625	2653	34.8	CAPE AGULHAS	9589	998	10.4
	61660	23865	38.7		88850	10107	11.4



© Western Cape Government 2012 |

2

VACCINATE LET'S DO THIS

**Note 1: There is a one day lag in the incorporation of new vaccination data
 **Note 2: There is a shortfall of 47,4000 Sisonke vaccines that is still to be incorporated
 ***Note 3: % coverage considers at least 1 dose given

Last Updated: 25/08/2021

WC Provincial COVID-19 Vaccine Cascade

Key Indicators

Registrations

No. of People Registered:

Total: **1,637,027**

>60: **483,740**
 50-59: **330,529**
 35-49: **557,601**
 18-34: **265,157**

% of Population Registered

>60: **67.2%**
 50-59: **48.4%**
 35-49: **36.9%**
 18-34: **12.9%**

Vaccinations

No. of Vaccines Administered:

Total: **1,723,447**

Sisonke: **88,053**
 National: **1,635,394**

>60: **782,605**
 50-59: **384,885**
 35-49: **438,041**
 18-34: **117,663**

Coverage

Provincial Vaccine Coverage****

% of Population who have received at least 1 dose:


Total Adult Pop >18: **26.1%**

>60: **63.7%**
 50-59: **44.8%**
 35-49: **27.4%**
 18-34: **5.5%**

% of those Registered who have received at least 1 dose:

>60: **92.1%**
 50-59: **93.5%**
 35-49: **77.2%**
 18-34: **42.6%**

3




WC Provincial COVID-19 Vaccine Cascade >60

Note: Subdistricts (SD) geocoded do not include the following:
Unallocated: 58,781
Outside of Province: 8,668

Note: % coverage is calculated where at least a dose given

Data Sources:
EVDS via DoTP and PHDC
Last Updated: 23/01/2022



District/Subdistrict	Absolute Population >60	Vaccine Registrations >60	% Registered >60	Vaccinations given >60 by SD given	Individuals vaccinated by SD geocoded	% vaccinated by no. registered >60	% population >60 coverage by geocoded SD
Overberg	32,149	31,093	96.7%	45,471	26,295	84.6%	81.8%
Overstrand	14,620	16,154	110.6%	22,119	13,917	62.2%	95.1%
Cape Adolphus	4,665	4,217	90.4%	6,186	3,415	55.2%	73.2%
Theewaterskloof	9,112	7,710	84.6%	12,460	6,501	52.2%	71.3%
Swellendam	3,743	3,012	80.5%	4,306	2,452	56.7%	65.8%
West Coast	38,456	30,292	78.8%	43,143	25,002	82.5%	65.0%
Bergrivier	5,588	5,044	90.3%	7,511	4,485	59.7%	80.3%
Saldanha Bay	11,470	9,273	80.8%	13,675	7,852	57.5%	68.5%
Swartland	11,141	8,096	72.7%	11,017	7,029	63.8%	63.1%
Matieland	5,654	4,251	75.2%	6,108	3,574	58.5%	58.8%
Cederberg	4,603	3,658	79.5%	4,687	2,312	49.3%	50.2%
Garden Route	81,200	61,594	75.8%	95,675	51,656	83.9%	63.6%
Krystna	9,364	8,471	90.5%	12,659	7,305	57.8%	80.1%
Mossel Bay	18,179	15,557	85.6%	20,794	12,558	60.4%	60.1%
George	24,412	17,070	69.9%	29,617	15,335	51.8%	62.8%
Knysna	8,014	6,739	84.2%	10,651	4,800	45.1%	59.9%
Oudshoorn	10,953	7,171	65.5%	10,706	6,153	57.5%	56.2%
Bitou	7,482	4,679	62.5%	8,090	3,940	48.7%	52.7%
Kannaland	2,794	1,937	69.4%	2,650	1,245	47.0%	40.3%
Cape Winelands	44,621	54,413	122.0%	83,179	48,380	88.9%	57.2%
Langeberg	10,782	6,663	61.9%	9,551	6,611	69.2%	61.3%
Stellenbosch	18,309	12,115	66.2%	19,247	10,670	55.5%	58.3%
Drakenstein	27,425	19,033	69.4%	27,202	15,866	58.3%	57.8%
Breda Valley	17,693	10,862	61.4%	17,579	9,816	55.9%	55.5%
Witzenberg	10,422	5,740	54.1%	8,800	5,417	61.6%	50.1%
City of Cape Town	473,587	301,709	63.7%	509,597	249,119	82.4%	51.6%
Epitome	34,031	26,174	76.9%	44,595	25,040	56.3%	73.6%
Southern	82,650	63,311	76.6%	76,268	36,058	47.3%	67.8%
Western	57,124	52,736	92.3%	100,258	40,454	40.4%	69.3%
Khayelitsha	24,802	11,593	46.7%	22,503	11,647	51.5%	47.0%
Northern	68,641	38,949	56.7%	64,230	31,736	49.4%	46.3%
Eastern	75,024	48,064	64.1%	62,228	34,609	55.6%	46.1%
Tygerberg	74,076	41,935	56.6%	85,074	32,931	38.7%	44.5%
Mitchells Plain	47,229	19,857	42.0%	58,821	16,604	28.2%	34.3%
Central Karoo	9,660	4,639	48.0%	5,630	3,859	68.5%	39.9%
Lansburg	1,227	546	44.6%	713	774	108.1%	68.1%
Prince Albert	1,533	901	58.8%	759	759	100.0%	50.2%
Bosform West	6,900	3,202	46.4%	4,917	2,327	47.3%	33.8%
Total	719,673	483,740	67.2%	782,605	404,351	83.6%	56.2%

OVERBERG DISTRICT : VACCINE ROLL OUT - REGISTRATIONS

- ❖ Vaccine Cascade contains the information for all the age groups.
- ❖ Indicate progress
- ❖ Further breakdown into specific areas in a particular sub-district
- ❖ Point out low uptake areas to focus on
- ❖ Daily Vaccine Cascade distributed to Vaccine leads, District JOC and Sub-district teams for discussion on the different platforms
 - ❖ District JOC meetings
 - ❖ Local Municipality JOC meetings
 - ❖ Management check – in meetings
 - ❖ NPO engagements
 - ❖ Stakeholder engagements
 - ❖ Information sharing on social media

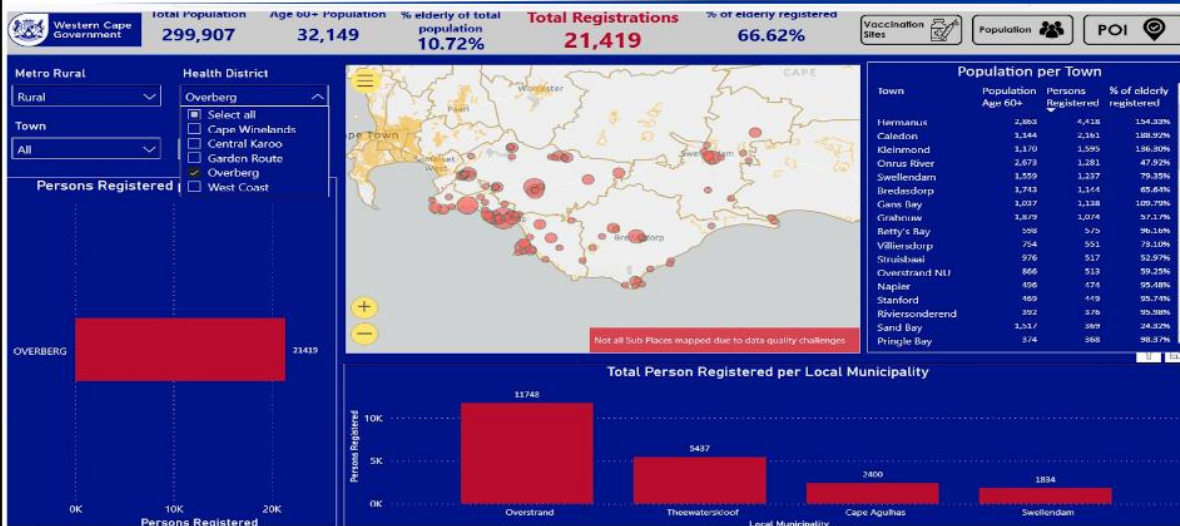
OVERBERG DISTRICT : EVDS SELF REGISTRATION 31 MAY 2021

CAPE AGULHAS SUB-DISTRICT	Population Age 60+	No of. Persons Registered	% of elderly registered
Agulhas	265	160	60.37
Arniston	125	35	28
Bredasdorp	1740	1049	60.28
Cape Agulhas NU	762	42	5.51
Elim	229	0	0
Infanto	96	29	30.20
Malgas	17	17	100
Napier	497	414	83.29

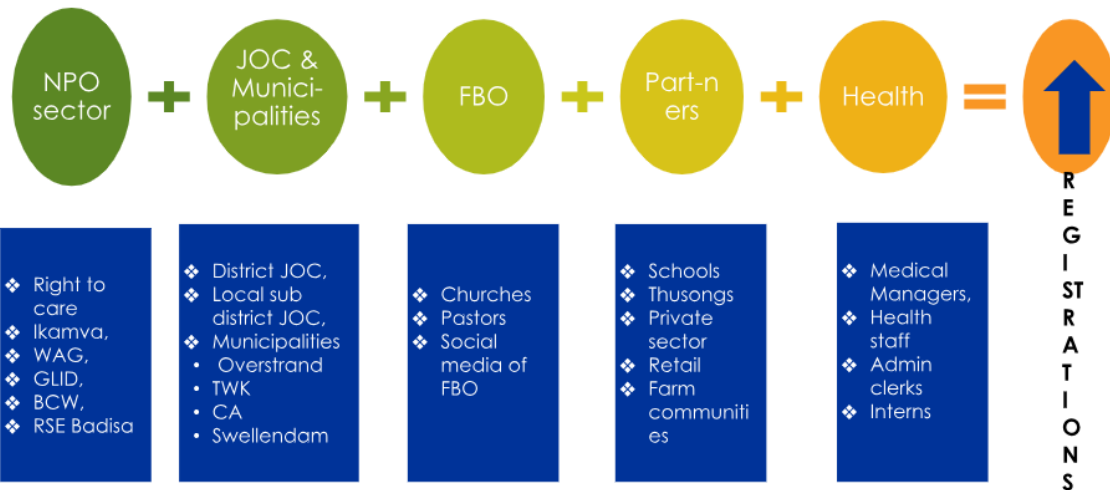
- ❖ This is just an example of the further breakdown to the smallest of geographic area to determine local interventions
- ❖ Boots on the ground campaign
- ❖ Local Municipalities involvement is key – daily messaging



OVERBERG DISTRICT : EVDS SELF REGISTRATION



Self-registration



Self-registration

- ❖ Dedicated management teams
- ❖ Messaging
- ❖ Older population – popular retirement areas. A number of retirement villages and OAH's.
- ❖ Children encourage parents to register
- ❖ People with co-morbidities – fearful of contracting COVID
- ❖ Older people wants to travel (overseas and to their children residing all over the country)

Self-registration

JOC and Local Authorities

- Community Developmental Workers– involvement through the District and Sub-district JOC's
- Municipal support with self-registration and messaging
- Local JOC discussion
- Loud hailing in certain areas – according to a script
- Advocacy for the UNICEF truck
- Social media/other media advocacy
- Whats App groups
- Local politicians of great help

Local Authority and JOC's



© Western Cape Government 2012 |

10

Self-registration

Faith Based Organizations

- Pentecost ceremonies used for self-registration opportunities
- Support to the elderly to get registered
- Social platforms of churches
- Church's announcements
- Whats App Groups
- Campaign on help your elders
- Organized church management clusters

Local Authority and JOC's



© Western Cape Government 2012 | Go to Insert > Header & Footer > Enter presentation name into footer field

11

Self-registration

NPO

- Used Cell phones to help register public
- Home to home with integrated screening was done
- Allocation of CHW to support alternative registration sites
- If safety was a problem to carry cell phones – complete paper-based form and NPO offices, do it electronically
- Helped at CDU sites with registration
- Used their own offices as sites
- Outreach to Shopping malls /clinics/community halls



Self-registration

Partners



- Thusong centres as hotspot and the staff helping those having difficulty to self-register
- Individual visits to various institutions/partners/retail /business to support self-registration
- Recommending and referring public use of free Wi-Fi hotspots (at schools / libraries /health/other departments
- Linking up with farm communities, large Farm Companies, Pakstore, farmer associations

Self-registration

HEALTH SECTOR



- Early initiating support for self-registration
- Setting up self-registration sites at clinics and central points in town , with support to the NPO sector
- Using "non-vaccination days" in smaller towns to do registration campaigns
- Chronic Disease Groups – registration done when home deliveries were done or they collect their meds

Self-registration

HEALTH SECTOR



- Staff helping if some-one in need ask at work
- Admin clerks at reception/registration offer help with each contact with a person. Standard question: Do you need support to register for vaccination?
- Use EVDS registration report to target registration interventions



Thank you